



















**NFLPA****2023-24****TRACTION & FLEXION SCORES:****ADIDAS**

	MODEL	PLATE	SYNTHETIC TURF TRACTION <small>Higher Score = Better Release<sup>1</sup></small>	FLEXION <small>Higher Score = More Protection</small>
SPEED <small>225 lbs. max / Scorch 250 lbs. max<sup>2</sup></small>	 <b>ADIZERO 22</b>	 <b>ADIZERO 2021</b>	 98	31
	 <b>ADIZERO 22 PRIMEKNIT</b>	 <b>ADIZERO 2021</b>	 98	30
	 <b>ADIZERO 22 SCORCH</b>	 <b>RAZORFRAME WIDE</b>	 54	39
HYBRID <small>290 lbs. max<sup>2</sup></small>	 <b>FREAK 23</b>	 <b>FREAK</b>	 51	36
	 <b>FREAK ULTRA 23</b>	 <b>FREAK</b>	 51	56
POWER <small>all<sup>2</sup></small>	 <b>NASTY ULTRA 22</b>	 <b>RAZORFRAME WIDE</b>	 54	59

The traction score is based on the cleat pattern's release characteristics during laboratory tests on synthetic turf. The flexion score is based on the bending resistance of a cleat when flexed to a potentially injurious level. While these scores have not been correlated with on-field injury rates, a higher score is considered better laboratory performance in both tests. Players should select footwear specifically designed for the needs of American football.

<sup>1</sup> Traction scores are not given for detachable cleats because they are not recommended for use on synthetic turf.

<sup>2</sup> Recommended weight

**NFLPA****2023-24****TRACTION & FLEXION SCORES:****NIKE**

	MODEL	PLATE	SYNTHETIC TURF TRACTION <small>Higher Score = Better Release<sup>1</sup></small>	FLEXION <small>Higher Score = More Protection</small>
<b>SPEED</b> <small>225 lbs. max.<sup>2</sup></small>	 <b>VAPOR EDGE ELITE 360 2</b>	 <b>VAPOR EDGE</b>	<div><div></div><div></div><div></div><div></div><div></div></div> 88	54
		 <b>VAPOR EDGE WIDE</b>	<div><div></div><div></div><div></div><div></div><div></div></div> 93	55
	 <b>VAPOR EDGE PRO 360 2</b>	 <b>VAPOR EDGE</b>	<div><div></div><div></div><div></div><div></div><div></div></div> 88	49
		 <b>VAPOR EDGE WIDE</b>	<div><div></div><div></div><div></div><div></div><div></div></div> 93	52
	 <b>VAPOR EDGE SPEED 360 2</b>	 <b>VAPOR EDGE</b>	<div><div></div><div></div><div></div><div></div><div></div></div> 88	49
		 <b>VAPOR EDGE WIDE</b>	<div><div></div><div></div><div></div><div></div><div></div></div> 93	55
<b>HYBRID</b> <small>265 lbs. max.<sup>2</sup></small>	 <b>ALPHA MENACE ELITE 3</b>	 <b>MENACE 3</b>	<div><div></div><div></div><div></div><div></div><div></div></div> 87	43
		 <b>MENACE 3 WIDE</b>	<div><div></div><div></div><div></div><div></div><div></div></div> 91	40
	 <b>ALPHA MENACE PRO 3</b>	 <b>MENACE 3</b>	<div><div></div><div></div><div></div><div></div><div></div></div> 87	46
		 <b>MENACE 3 WIDE</b>	<div><div></div><div></div><div></div><div></div><div></div></div> 91	52
	 <b>ALPHA MENACE PRO 3 LOW</b>	 <b>MENACE 3</b>	<div><div></div><div></div><div></div><div></div><div></div></div> 87	42
		 <b>MENACE 3 WIDE</b>	<div><div></div><div></div><div></div><div></div><div></div></div> 91	39
<b>POWER</b> <small>275+ lbs.<sup>2</sup></small>	 <b>FORCE SAVAGE PRO 3</b>	 <b>SAVAGE 3</b>	<div><div></div><div></div><div></div><div></div><div></div></div> 100	51
		 <b>SHARK</b>	<div><div></div><div></div><div></div><div></div><div></div></div> 63	75

The traction score is based on the cleat pattern's release characteristics during laboratory tests on synthetic turf. The flexion score is based on the bending resistance of a cleat when flexed to a potentially injurious level. While these scores have not been correlated with on-field injury rates, a higher score is considered better laboratory performance in both tests. Players should select footwear specifically designed for the needs of American football.

<sup>1</sup> Traction scores are not given for detachable cleats because they are not recommended for use on synthetic turf.

<sup>2</sup> Recommended weight



# 2023-24 FLEXION SCORES:

# ADIDAS

**SPEED**

225 lbs. max <sup>1</sup>

**MODEL**

**PLATE**

**FLEXION**

Higher Score = More Protection



**ADIZERO 22**



**SPRINTFRAME DETACH**

**82**



**ADIZERO 22 PRIMEKNIT**























**SPRINTFRAME DETACH**

**79**

The flexion score is based on the bending resistance of a cleat when flexed to a potentially injurious level. While these scores have not been correlated with on-field injury rates, a higher score is considered better laboratory performance in both tests. Players should select footwear specifically designed for the needs of American football.

<sup>1</sup>Recommended weight

	MODEL	PLATE	FLEXION
Higher Score = More Protection			
SPEED 225 lbs. max <sup>1</sup>			VAPOR EDGE DETACH 55
			VAPOR EDGE WIDE DETACH 64
			VAPOR EDGE DETACH 48
			VAPOR EDGE WIDE DETACH 52
			VAPOR EDGE DETACH 50
			VAPOR EDGE WIDE DETACH 50
HYBRID 265 lbs. max <sup>1</sup>			MENACE 3 DETACH 55
			MENACE 3 WIDE DETACH 94
			MENACE 3 DETACH 98
			MENACE 3 WIDE DETACH 43
			MENACE 3 DETACH 43
			MENACE 3 WIDE DETACH 54
POWER 275+ lbs. <sup>1</sup>			MENACE 3 DETACH 43

The flexion score is based on the bending resistance of a cleat when flexed to a potentially injurious level. While these scores have not been correlated with on-field injury rates, a higher score is considered better laboratory performance in both tests. Players should select footwear specifically designed for the needs of American football.

<sup>1</sup>Recommended weight